

# QUINT4-PS/1AC/24DC/2.5/SC - Power supply unit



2904598

<https://www.phoenixcontact.com/us/products/2904598>

Please be informed that the data shown in this PDF document is generated from our online catalog. Please find the complete data in the user documentation. Our general terms of use for downloads are valid.



Primary-switched power supply unit QUINT POWER, Screw connection, DIN rail mounting, input: 1-phase, output: 24 V DC / 2.5 A. Alternative item: 2909576

## Product description

In the power range of up to 100 W, QUINT POWER provides superior system availability in the smallest size. Preventative function monitoring and exceptional power reserves are available for applications in the low-power range.

## Your advantages

- Starting of heavy loads with dynamic boost
- Preventive function monitoring indicates critical operating states before errors occur
- High efficiency and long service life, with low power dissipation and low heating
- Space savings in the control cabinet, thanks to a narrow, slim-line design
- Free selection between Push-in and screw connection

## Commercial data

Item number	2904598
Packing unit	1 pc
Minimum order quantity	1 pc
Sales key	CM10
Product key	CMPI13
Catalog page	Page 251 (C-4-2019)
GTIN	4055626156040
Weight per piece (including packing)	316.02 g
Weight per piece (excluding packing)	243 g
Customs tariff number	85044095
Country of origin	VN

# QUINT4-PS/1AC/24DC/2.5/SC - Power supply unit



2904598

<https://www.phoenixcontact.com/us/products/2904598>

## Technical data

### Input data

#### AC operation

Input voltage range	100 V AC ... 240 V AC -15 % ... +10 %
Electric strength, max.	300 V AC 30 s
Typical national grid voltage	120 V AC 230 V AC
Voltage type of supply voltage	AC/DC
Inrush current	typ. 10 A (at 25 °C)
Inrush current integral ( $I^2t$ )	< 0.1 A <sup>2</sup> s
Inrush current limitation	4.3 A (after 1 ms) < 10 A
Frequency range ( $f_N$ )	50 Hz ... 60 Hz -10 % ... +10 %
Mains buffering time	typ. 54 ms (120 V AC) typ. 54 ms (230 V AC)
Current consumption	0.85 A (100 V AC) 0.7 A (120 V AC) 0.39 A (230 V AC) 0.37 A (240 V AC)
Nominal power consumption	71 VA
Protective circuit	Transient surge protection; Varistor
Typical response time	500 ms
Input fuse	3.15 A (slow-blow, internal)
Recommended breaker for input protection	6 A ... 16 A (Characteristic B, C or comparable)
Discharge current to PE	< 0.25 mA (264 V AC, 60 Hz) 0.22 mA (264 V AC, 60 Hz)

#### DC operation

Input voltage range	110 V DC ... 250 V DC -20 % ... +40 %
Voltage type of supply voltage	AC/DC
Current consumption	0.75 A (110 V DC) 0.33 A (250 V DC)

### Output data

Efficiency	typ. 91.9 % (120 V AC) typ. 92.6 % (230 V AC)
Output characteristic	U/I Advanced
Nominal output voltage	24 V DC
Setting range of the output voltage ( $U_{Set}$ )	24 V DC ... 28 V DC (constant capacity)
Nominal output current ( $I_N$ )	2.5 A
Static Boost ( $I_{Stat.Boost}$ )	3.125 A ( $\leq 40$ °C)
Dynamic Boost ( $I_{Dyn.Boost}$ )	5 A ( $\leq 60$ °C (5 s), Input <150 V AC Derating 0.5 %/V)

# QUINT4-PS/1AC/24DC/2.5/SC - Power supply unit



2904598

<https://www.phoenixcontact.com/us/products/2904598>

Derating	> 60 °C (2.5 %/K)
Feedback voltage resistance	≤ 35 V DC
Protection against overvoltage at the output (OVP)	≤ 32 V DC
Control deviation	< 0.5 % (Static load change 10 % ... 90 %)
	< 2 % (Dynamic load change 10 % ... 90 %, (10 Hz))
	< 0.1 % (change in input voltage ±10 %)
Residual ripple	< 40 mV <sub>PP</sub> (with nominal values)
Short-circuit-proof	yes
No-load proof	yes
Output power	60 W
	75 W
	120 W
Maximum no-load power dissipation	< 1 W (230 V AC)
	< 1 W (120 V AC)
Power loss nominal load max.	< 5 W (230 V AC)
	< 5 W (120 V AC)
Crest factor	typ. 1.69 (120 V AC)
	typ. 1.82 (230 V AC)
Rise time	50 ms (U <sub>Out</sub> = 10 % ... 90 %)
Connection in parallel	yes, for redundancy and increased capacity
Connection in series	yes

## Signal (configurable)

Digital	0 V DC 24 V DC 30 mA
Default	24 V DC 30 mA 24 V DC for U <sub>Out</sub> > 0.9 x U <sub>Set</sub>

## Connection data

### Input

Connection method	Screw connection
Conductor cross section, rigid min.	0.14 mm <sup>2</sup>
Conductor cross section, rigid max.	2.5 mm <sup>2</sup>
Conductor cross section flexible min.	0.14 mm <sup>2</sup>
Conductor cross section flexible max.	2.5 mm <sup>2</sup>
Single conductor/terminal point, stranded, with ferrule, min.	0.25 mm <sup>2</sup>
Single conductor/terminal point, stranded, with ferrule, max.	2.5 mm <sup>2</sup>
Conductor cross section AWG min.	26
Conductor cross section AWG max.	14
Stripping length	8 mm
Tightening torque, min	0.5 Nm
Tightening torque max	0.6 Nm

### Output

Connection method	Screw connection
Conductor cross section, rigid min.	0.14 mm <sup>2</sup>

# QUINT4-PS/1AC/24DC/2.5/SC - Power supply unit



2904598

<https://www.phoenixcontact.com/us/products/2904598>

Conductor cross section, rigid max.	2.5 mm <sup>2</sup>
Conductor cross section flexible min.	0.14 mm <sup>2</sup>
Conductor cross section flexible max.	2.5 mm <sup>2</sup>
Single conductor/terminal point, stranded, with ferrule, min.	0.25 mm <sup>2</sup>
Single conductor/terminal point, stranded, with ferrule, max.	2.5 mm <sup>2</sup>
Conductor cross section AWG min.	26
Conductor cross section AWG max.	14
Stripping length	8 mm
Tightening torque, min	0.5 Nm
Tightening torque max	0.6 Nm

## Signal

Connection method	Screw connection
Conductor cross section, rigid min.	0.14 mm <sup>2</sup>
Conductor cross section, rigid max.	2.5 mm <sup>2</sup>
Conductor cross section flexible min.	0.14 mm <sup>2</sup>
Conductor cross section flexible max.	2.5 mm <sup>2</sup>
Single conductor/terminal point, stranded, with ferrule, min.	0.25 mm <sup>2</sup>
Single conductor/terminal point, stranded, with ferrule, max.	2.5 mm <sup>2</sup>
Conductor cross section AWG min.	26
Conductor cross section AWG max.	14
Stripping length	8 mm
Tightening torque, min	0.5 Nm
Tightening torque max	0.6 Nm

## Signaling

Types of signaling	LED
--------------------	-----

## Signal output

$P_{Out}$	$> P_{Thr}$ (LED lights up yellow, output power $> P_{Thr}$ , depending on the rotary selector switch setting)
$U_{Out}$	$> 0.9 \times U_{Set}$ (LED lights up green)
	$< 0.9 \times U_{Set}$ (LED flashes green)

## Electrical properties

Number of phases	1.00
Insulation voltage input/output	4 kV AC (type test)
	3 kV AC (routine test)
Switching frequency	4.00 kHz ... 70.00 kHz (Auxiliary converter stage)
	30.00 kHz ... 150.00 kHz (PFC stage)
	70.00 kHz ... 150.00 kHz (Main converter stage)

## Product properties

Product type	Power supply
Product family	QUINT POWER

# QUINT4-PS/1AC/24DC/2.5/SC - Power supply unit



2904598

<https://www.phoenixcontact.com/us/products/2904598>

MTBF (IEC 61709, SN 29500)	> 1347000 h (25 °C)
	> 734000 h (40 °C)
	> 295000 h (60 °C)
Environmental protection directive	RoHS Directive 2011/65/EU
	WEEE
	Reach

## Insulation characteristics

Protection class	II
Degree of pollution	2

## Life expectancy (electrolytic capacitors)

Current	2.5 A
Temperature	40 °C
Time	148000 h
Additional text	120 V AC

## Life expectancy (electrolytic capacitors)

Current	2.5 A
Temperature	40 °C
Time	153000 h
Additional text	230 V AC

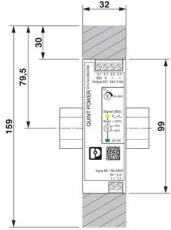
## Life expectancy (electrolytic capacitors)

Current	2.5 A
Temperature	25 °C
Time	419000 h
Additional text	120 V AC

## Life expectancy (electrolytic capacitors)

Current	2.5 A
Temperature	25 °C
Time	432000 h
Additional text	230 V AC

## Dimensions

Dimensional drawing	
Width	32 mm
Height	99 mm

# QUINT4-PS/1AC/24DC/2.5/SC - Power supply unit



2904598

<https://www.phoenixcontact.com/us/products/2904598>

Depth	90 mm
-------	-------

## Installation dimensions

Installation distance right/left (active)	15 mm / 15 mm ( $P_{Out} \geq 50\%$ )
Installation distance right/left (passive)	5 mm / 5 mm ( $P_{Out} \geq 50\%$ )
Installation distance top/bottom (active)	30 mm / 30 mm ( $P_{Out} \geq 50\%$ )
Installation distance top/bottom (passive)	30 mm / 30 mm ( $P_{Out} \geq 50\%$ )
Installation distance top/bottom (active, passive)	30 mm / 30 mm ( $P_{Out} \leq 50\%$ )

## Mounting

Mounting type	DIN rail mounting
Assembly instructions	DIN rail mounting
With protective coating	No

## Material specifications

Flammability rating according to UL 94 (housing / terminal blocks)	V0
Housing material	Plastic
Type of housing	Polycarbonate
Hood version	Polycarbonate

## Environmental and real-life conditions

### Ambient conditions

Degree of protection	IP20
Ambient temperature (operation)	-25 °C ... 70 °C (> 60 °C Derating: 2,5 %/K)
Ambient temperature (storage/transport)	-40 °C ... 85 °C
Ambient temperature (start-up type tested)	-40 °C
Maximum altitude	≤ 5000 m (> 2000 m, observe derating)
Climatic class	3K3 (in acc. with EN 60721)
Max. permissible relative humidity (operation)	≤ 95 % (at 25 °C, non-condensing)
Shock	18 ms, 30g, in each space direction (according to IEC 60068-2-27)
Vibration (operation)	< 15 Hz, ±2.5 mm amplitude; 15 Hz ... 100 Hz: 2.3 g 90 Min. (in accordance with IEC 60068-2-6)

## Standards and regulations

Standard – Limitation of mains harmonic currents	EN 61000-3-2
Standard - Electrical safety	IEC 61010-2-201 (SELV)
Standard – Safety extra-low voltage	IEC 61010-1 (SELV) IEC 61010-2-201 (PELV)
Standard - Safe isolation	IEC 61558-2-16 IEC 61010-2-201
Standard - safety for equipment for measurement, control, and laboratory use	IEC 61010-1
Standard - Safety of transformers	EN 61558-2-16
Standard - power supply devices for low voltage with DC output	EN 61204-3

# QUINT4-PS/1AC/24DC/2.5/SC - Power supply unit



2904598

<https://www.phoenixcontact.com/us/products/2904598>

## Overvoltage category

EN 61010-1	II ( $\leq 5000$ m)
EN 62477-1	III ( $\leq 2000$ m)

## Approvals

SIQ	CB-Scheme (IEC 61010-1, IEC 61010-2-201)
UL approvals	UL Listed UL 61010-1
	UL Listed UL 61010-2-201
	UL 1310 Class 2 Power Units
	ANSI/UL 121201 Class I, Division 2, Groups A, B, C, D (Hazardous Location)

## EMC data

EMC requirements for noise emission	EN 61000-6-3
	EN 61000-6-4
EMC requirements for noise immunity	EN 61000-6-1
	EN 61000-6-2
Electromagnetic compatibility	Conformance with EMC Directive 2014/30/EU
EMC requirements, power plant	IEC 61850-3
	EN 61000-6-5
Conducted noise emission	EN 55016
	EN 61000-6-3 (Class B)
Noise emission	Additional basic standard EN 61000-6-5 (immunity in power station), IEC/EN 61850-3 (energy supply)
Noise emission	EN 55016
	EN 61000-6-3 (Class B)

## Harmonic currents

Frequency range	0 kHz ... 2 kHz
-----------------	-----------------

## Flicker

Frequency range	0 kHz ... 2 kHz
-----------------	-----------------

## Electrostatic discharge

Standards/regulations	EN 61000-4-2
-----------------------	--------------

## Electrostatic discharge

Contact discharge	8 kV (Test Level 4)
Discharge in air	8 kV (Test Level 3)
Comments	Criterion A

## Electromagnetic HF field

Standards/regulations	EN 61000-4-3
-----------------------	--------------

## Electromagnetic HF field

Frequency range	80 MHz ... 1 GHz
Test field strength	20 V/m

# QUINT4-PS/1AC/24DC/2.5/SC - Power supply unit



2904598

<https://www.phoenixcontact.com/us/products/2904598>

Frequency range	1 GHz ... 6 GHz
Test field strength	10 V/m (Test Level 3)
Comments	Criterion A

## Fast transients (burst)

Standards/regulations	EN 61000-4-4
-----------------------	--------------

## Fast transients (burst)

Input	4 kV (Test Level 4 - asymmetrical)
Output	4 kV (Test Level 4 - asymmetrical)
Signal	4 kV (Test Level 4 - asymmetrical)
Comments	Criterion B

## Surge voltage load (surge)

Standards/regulations	EN 61000-4-5
Input	2 kV (Test Level 4 - symmetrical)
	4 kV (Test Level 4 - asymmetrical)
Output	1 kV (Test Level 3 - symmetrical)
	2 kV (Test Level 3 - asymmetrical)
Signal	2 kV (Test Level 4 - symmetrical)
	4 kV (Test Level 4 - asymmetrical)
Comments	Criterion A

## Conducted interference

Standards/regulations	EN 61000-4-6
-----------------------	--------------

## Conducted interference

I/O/S	asymmetrical
Frequency range	0.15 MHz ... 80 MHz
Comments	Criterion A
Voltage	10 V (Test Level 3)

## Power frequency magnetic field

Standards/regulations	EN 61000-4-8
Frequency	16.67 Hz
	50 Hz
	60 Hz
Test field strength	100 A/m
Additional text	60 s
Comments	Criterion A
Frequency	50 Hz
	60 Hz
Frequency range	50 Hz ... 60 Hz
Test field strength	1 kA/m
Additional text	3 s
Frequency	0 Hz
Test field strength	300 A/m

# QUINT4-PS/1AC/24DC/2.5/SC - Power supply unit



2904598

<https://www.phoenixcontact.com/us/products/2904598>

Additional text	DC, 60 s
-----------------	----------

## Voltage dips

Standards/regulations	EN 61000-4-11
Voltage	100 V AC
Frequency	60 Hz
Voltage dip	70 %
Number of periods	0.5 / 1 / 25 periods
Additional text	Test Level 2
Comments	Criterion B
Voltage dip	40 %
Number of periods	5 / 10 / 50 periods
Additional text	Test Level 2
Comments	Criterion B
Voltage dip	0 %
Number of periods	0.5 / 1 / 5 / 50 periods
Additional text	Test Level 2
Comments	Criterion B

## Pulse-shape magnetic field

Standards/regulations	EN 61000-4-9
Test field strength	1000 A/m
Comments	Criterion A

## Attenuated sinusoidal oscillations (ring wave)

Standards/regulations	EN 61000-4-12
Input	2 kV (symmetrical) 4 kV (asymmetrical)
Comments	Criterion B

## Asymmetrical conducted disturbance variables

Standards/regulations	EN 61000-4-16
Test level 1	16.67 Hz 50 Hz 60 Hz (Test Level 3)
Voltage	30 V (Permanent)
Test level 2	16.67 Hz 50 Hz 60 Hz (Test Level 4)
Voltage	300 V (1 s)
Comments	Criterion A

## Attenuated oscillating wave

Standards/regulations	EN 61000-4-18
Input/Output/Signal	1 kV (symmetrical) 2.5 kV (asymmetrical)
Comments	Criterion B

## Criteria

Criterion A	Normal operating behavior within the specified limits.
Criterion B	Temporary impairment to operational behavior that is corrected

# QUINT4-PS/1AC/24DC/2.5/SC - Power supply unit



2904598

<https://www.phoenixcontact.com/us/products/2904598>

	by the device itself.
Criterion C	Temporary adverse effects on the operating behavior, which the device corrects automatically or which can be restored by actuating the operating elements.

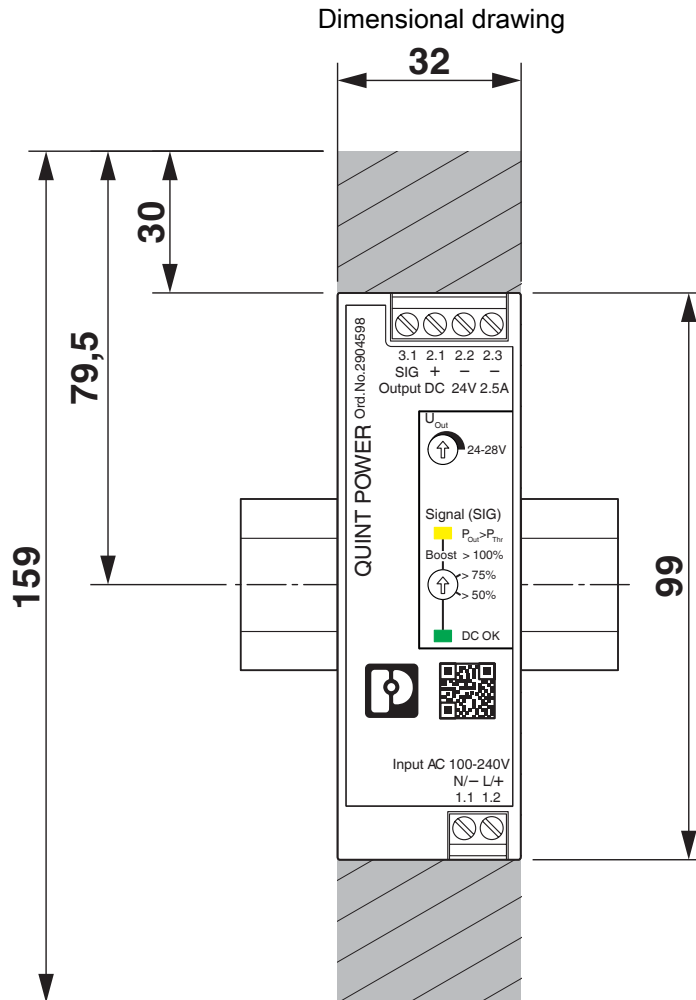
# QUINT4-PS/1AC/24DC/2.5/SC - Power supply unit



2904598

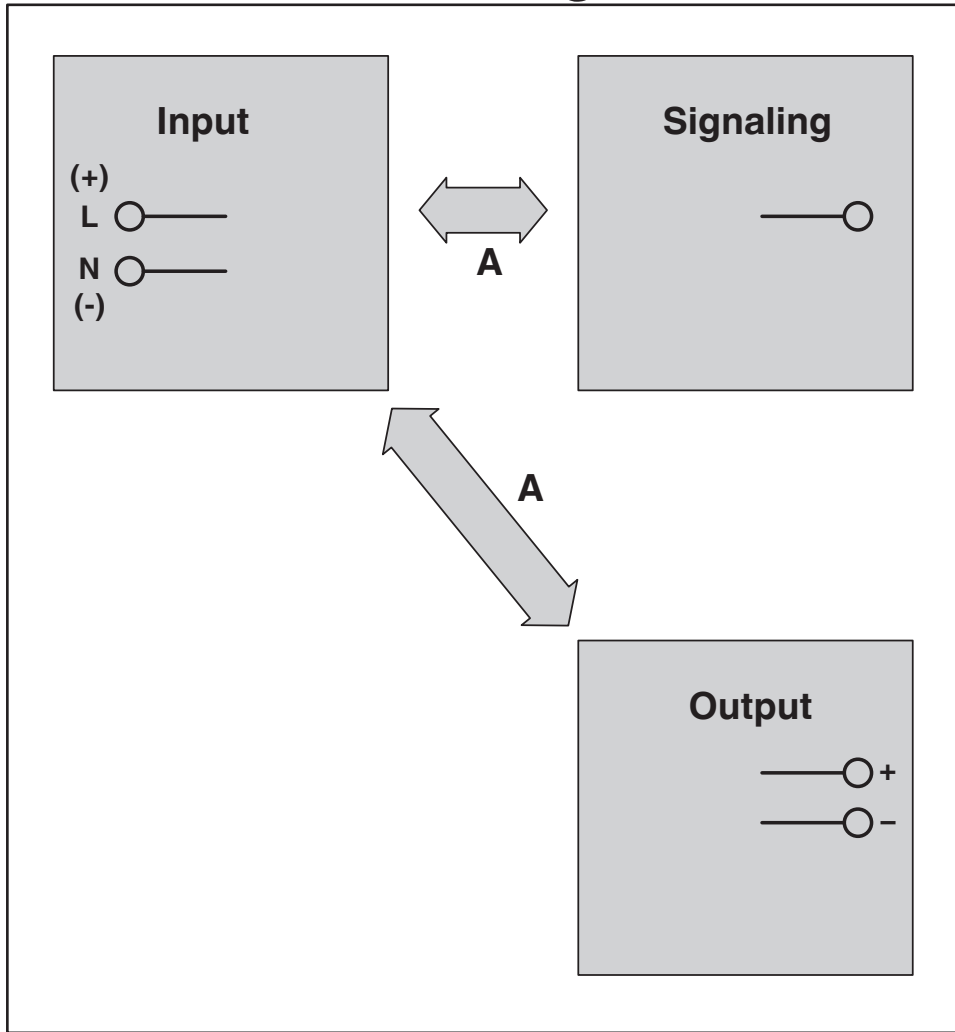
<https://www.phoenixcontact.com/us/products/2904598>

## Drawings

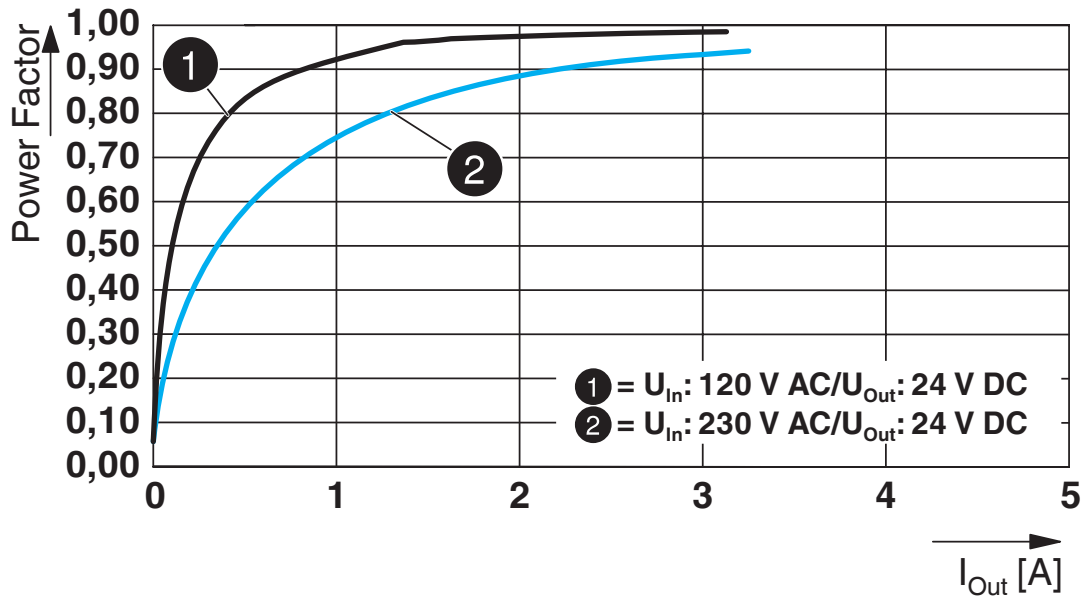


Schematic diagram

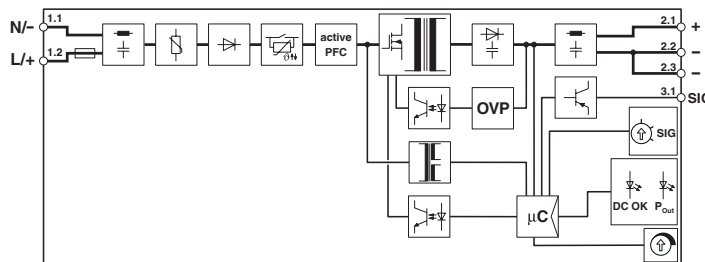
# Housing



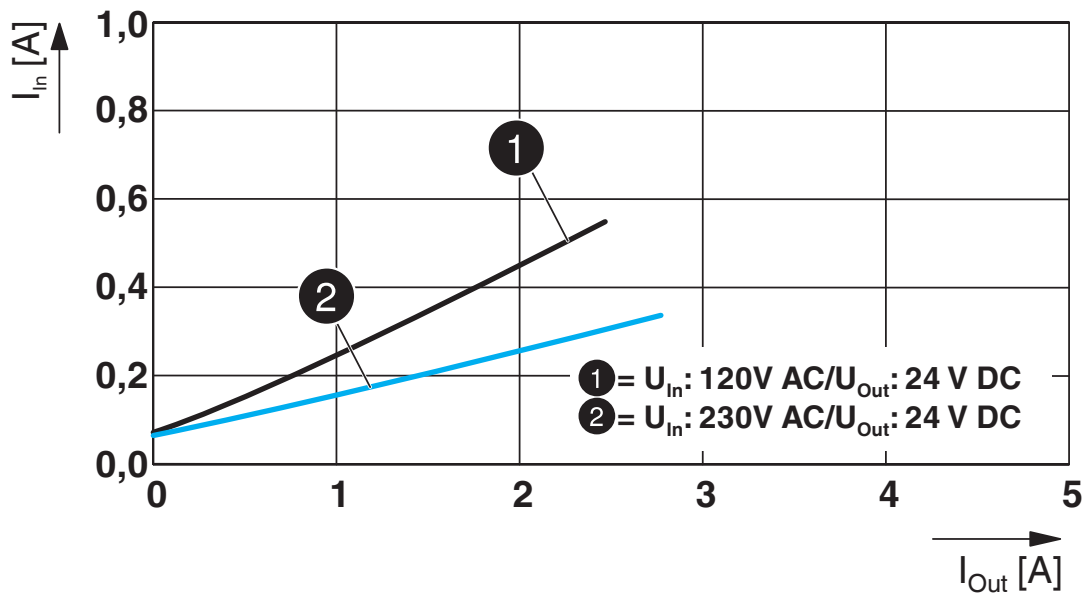
Diagram



Block diagram



Diagram

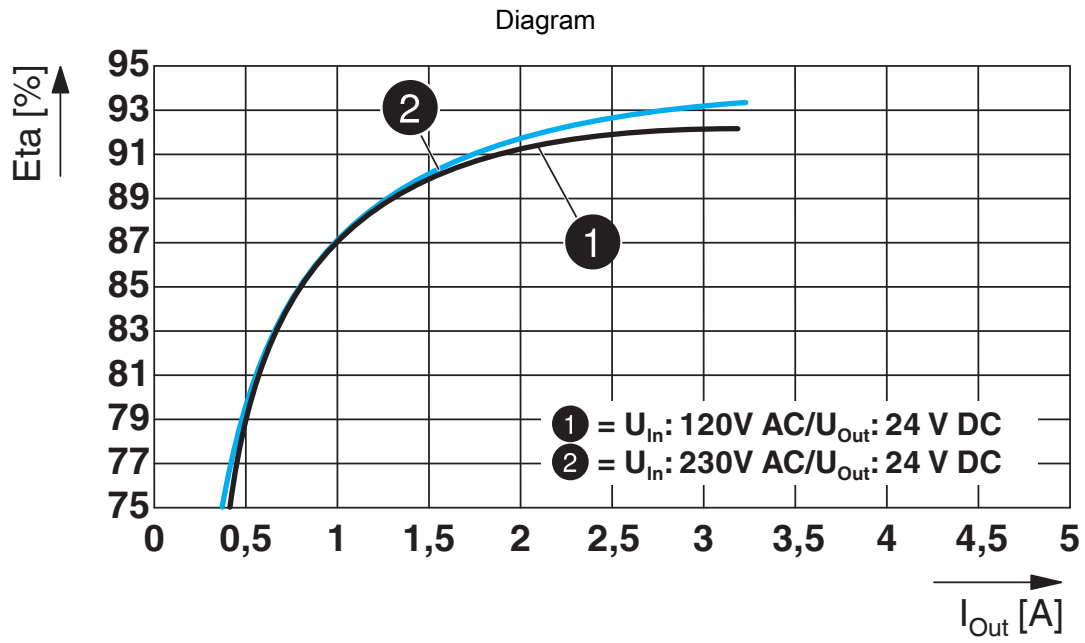


# QUINT4-PS/1AC/24DC/2.5/SC - Power supply unit



2904598

<https://www.phoenixcontact.com/us/products/2904598>



# QUINT4-PS/1AC/24DC/2.5/SC - Power supply unit



2904598

<https://www.phoenixcontact.com/us/products/2904598>

## Approvals

To download certificates, visit the product detail page: <https://www.phoenixcontact.com/us/products/2904598>



**IECEE CB Scheme**

Approval ID: SI-8860



**EAC**

Approval ID: RU S-DE.BL08.W.00764



**UL Listed**

Approval ID: FILE E 123528



**cUL Listed**

Approval ID: FILE E 123528



**EAC**

Approval ID: RU S-DE.BL08.W.00764

**DNV**

Approval ID: TAA0000BV



**BV**

Approval ID: 44621/B0 BV



**cUL Listed**

Approval ID: FILE E 199827



**UL Listed**

Approval ID: FILE E 199827

**cULus Listed**

**cULus Listed**

# QUINT4-PS/1AC/24DC/2.5/SC - Power supply unit



2904598

<https://www.phoenixcontact.com/us/products/2904598>

## Classifications

### ECLASS

ECLASS-11.0	27040701
ECLASS-13.0	27040701
ECLASS-12.0	27040701

### ETIM

ETIM 9.0	EC002540
----------	----------

### UNSPSC

UNSPSC 21.0	39121000
-------------	----------

# QUINT4-PS/1AC/24DC/2.5/SC - Power supply unit



2904598

<https://www.phoenixcontact.com/us/products/2904598>

## Environmental product compliance

REACH SVHC	Lead 7439-92-1
China RoHS	Environmentally Friendly Use Period = 25;
	For information on hazardous substances, refer to the manufacturer's declaration available under "Downloads"

# QUINT4-PS/1AC/24DC/2.5/SC - Power supply unit



2904598

<https://www.phoenixcontact.com/us/products/2904598>

## Accessories

### SF-SL 0,4X2,0-60 - Screwdriver

1212546

<https://www.phoenixcontact.com/us/products/1212546>



Screwdriver, flat bladed, size: 0.4 x 2.0 x 60 mm, 2-component grip, with non-slip grip

---

### PLT-SEC-T3-230-FM-UT - Type 3 surge protection device

2907919

<https://www.phoenixcontact.com/us/products/2907919>



Type 2/3 surge protection, consisting of protective plug and base element with screw connection. For single-phase power supply network with integrated status indicator and remote signaling. Nominal voltage: 230 V AC/DC

# QUINT4-PS/1AC/24DC/2.5/SC - Power supply unit

2904598

<https://www.phoenixcontact.com/us/products/2904598>



## PLT-SEC-T3-24-FM-UT - Type 3 surge protection device

2907916

<https://www.phoenixcontact.com/us/products/2907916>



Type 3 surge protection, consisting of protective plug and base element, with integrated status indicator and remote signaling for single-phase power supply networks. Nominal voltage: 24 V AC/DC

---

## PTCB E1 24DC/0.63A SI-R - Electronic circuit breaker

1464485

<https://www.phoenixcontact.com/us/products/1464485>



Single-channel, electronic device protection for 12-24 V DC loads. Fixed nominal current value: 0.63 A. With remote signaling, remote reset, and active current limitation. Can be combined with CLIPLINE terminal blocks. For installation on DIN rails.

# QUINT4-PS/1AC/24DC/2.5/SC - Power supply unit




2904598

<https://www.phoenixcontact.com/us/products/2904598>

## PTCB E1 24DC/0.63A NO - Electronic circuit breaker

1464486

<https://www.phoenixcontact.com/us/products/1464486>



Single-channel, electronic device protection for 12-24 V DC loads. Fixed nominal current value: 0.63 A. With remote signaling and active current limitation. Can be combined with CLIPLINE terminal blocks. For installation on DIN rails.

---

## PTCB E1 24DC/0.1-0.63A NO - Electronic circuit breaker

1441495

<https://www.phoenixcontact.com/us/products/1441495>



Single-channel, electronic device protection for 12-24 V DC loads. Nominal current adjustable from 0.1-0.63 A. With remote signaling and active current limitation. Can be combined with CLIPLINE terminal blocks. For installation on DIN rails.

# QUINT4-PS/1AC/24DC/2.5/SC - Power supply unit

2904598

<https://www.phoenixcontact.com/us/products/2904598>



## PTCB E1 24DC/0.1-0.63A SI-R - Electronic circuit breaker

1441496

<https://www.phoenixcontact.com/us/products/1441496>

Single-channel, electronic device protection for 12-24 V DC loads. Nominal current adjustable from 0.1-0.63 A. With remote signaling, remote reset, and active current limitation. Can be combined with CLIPLINE terminal blocks. For installation on DIN rails.



---

Phoenix Contact 2024 © - all rights reserved

<https://www.phoenixcontact.com>

Phoenix Contact USA  
586 Fulling Mill Road  
Middletown, PA 17057, United States  
(+717) 944-1300  
[info@phoenixcon.com](mailto:info@phoenixcon.com)